

CUSTOMS ENTRY DASHBOARDS

Access

Shapiro 360 is accessible via <https://shapiro360.shapiro.com/> and by entering a valid-secure user name and password. All first time users will be prompted to review and accept Shapiro's Terms and Conditions. The 360 application cannot be used unless (and until) these Terms and Conditions are accepted.

You'll find our system is very intuitive! To get started simply hover your mouse over any of the available categories on the home page and select from the drop-down items available.

Please note dependent upon your login and permissions you may not have access or visibility to all features depicted below.



Home

Hover mouse over any category to access drop down items.



Welcome to **Shapiro 360!**

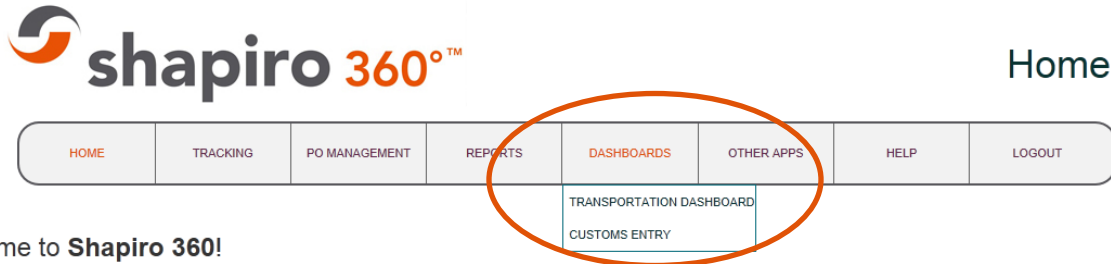
Use of Samuel Shapiro & Co. Inc. Web Automation systems is under the users agreement to the corresponding **Software License Agreement** and the **Terms and Conditions** of Service.

Customs Entry Dashboards

Shapiro 360 offers a series of Customs Entry dashboard reports. These reports are designed to provide you with high level summary information quickly and easily. Below is a listing of available dashboards.

- Open Exceptions by type – U.S.
- Entry Volume
- Duty
- Entry Line Volume
- Entered Value

Select Customs Entry Dashboards via the home page of Shapiro 360. After making this selection all of the available dashboards will become visible.



Welcome to **Shapiro 360!**

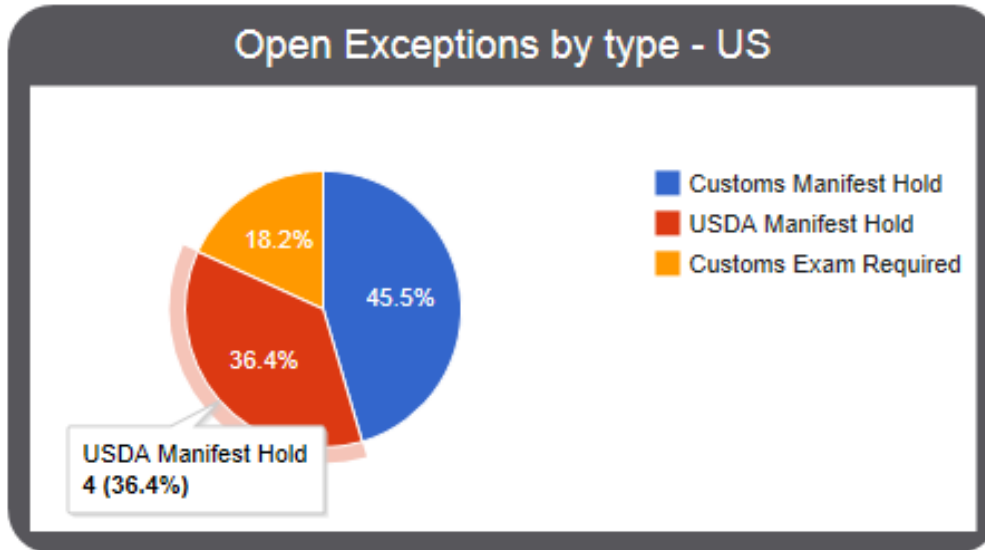
Use of Samuel Shapiro & Co. Inc. Web Automation systems is under the users agreement to the corresponding [Software License Agreement](#) and the [Terms and Conditions](#) of Service.



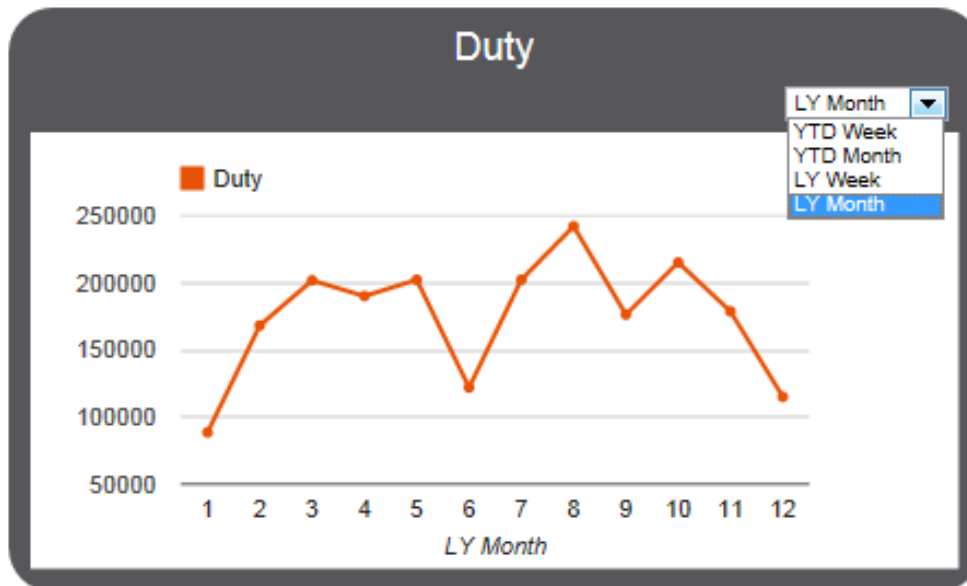
General Features

Shapiro 360 offers several options to view or manipulate the data within any dashboard.

Drill down to specific data by placing the mouse over any of the data points within a dashboard.



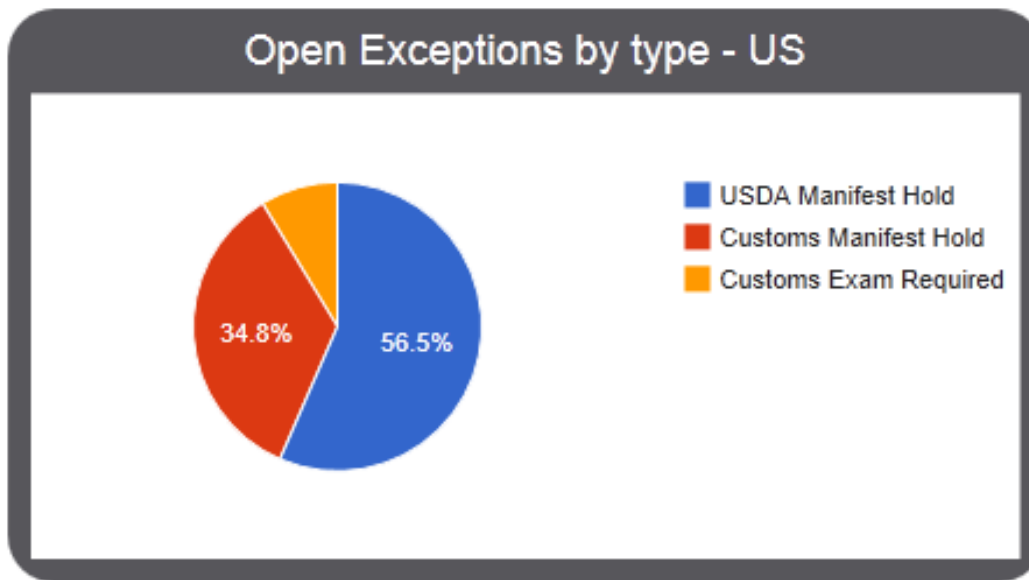
Change the reporting period by selecting from the drop-down list.



Special Dashboard Features

The Open Exceptions by type – U.S. dashboard has a few special features. This dashboard displays results based on the presence of USDH (USDA Manifest Hold), MANH (Customs Manifest Hold) and EXAM (Customs Exam Required) on the customs import transaction. Customers who wish to add other exception codes should contact their Shapiro Import Analyst.

Double-clicking any of the pie sections within the chart will bring up a list of the shipments for the specific exception. From this list you can drill into the shipment details by selecting the Shapiro ID. Please refer to the illustrations below.



Double-click any section in the pie chart.

US Shipment Exceptions - USDH

Shapiro Id	Entry Number	Customer Reference	Shipment Description	Export Country	Destination Country	Export Date	Port of Lading	Arrival Date	Port of Unlading	Transmit Date	Supplier
1799559	85517995597	1000023141	TILES	IT		Jan 27, 2014	LEGHORN; LIVORNO, ITALY	Feb 11, 2014	PORT EVERGLADES, FL	Jan 24, 2014	DARMAR
1798263	85517982637	1000023259 1000038945	TRAVERTINE TILE, NOS	TR		Jan 14, 2014	IZMIR, TURKEY	Feb 15, 2014	MIAMI, FL	Jan 10, 2014	PAMUK-PAMUKKALE
1798037	85517980375	1000037561 1000037559	TRAVERTINE TILE,NOS	TR		Jan 14, 2014	IZMIR, TURKEY	Feb 15, 2014	MIAMI, FL	Jan 8, 2014	STONETERROIR DOGAL TAS MEDENCI
1798010	85517980102	1000037506	TRAVERTINE TILE,NOS	TR		Jan 14, 2014	IZMIR, TURKEY	Feb 15, 2014	MIAMI, FL	Feb 10, 2014	BURAKHAN (CMEX)
1797584	85517975847	1000025071 1000031186	TRAVERTINE TILE,NOS	TR		Jan 14, 2014	IZMIR, TURKEY	Feb 15, 2014	MIAMI, FL	Jan 8, 2014	STONETERROIR DOGAL TAS MEDENCI

prev next 1 2 3

Page 1 of 3

List of shipments for the selected exception. View shipment details by selecting a Shapiro ID.

US Shipment Details

Customer Reference: 1000023141

Shapiro ID: 1799559

Shipment details for selected Shapiro ID.

General Information			
Customer Reference	1000023141	Transshipment Date	
Description	TILES	Port of Unlading	PORT EVERGLADES, FL
Country Export	ITALY	ETA	2014-02-11
Port Lading	LEGHORN; LIVORNO, ITALY	Port of Entry	PORT EVERGLADES, FL
Vessel	PRIMAVERA	Port of Entry ETA	2014-02-11
Voyage	404W	Transmit Date	2014-02-07
ISF Filed Date	2014-01-24	Customs Release Date	
Export Date	2014-01-27	FDA Release Date	
Shapiro ID	1799559	Point of Delivery ETA	2014-02-17
Transshipment Port			

Customize Dashboards

All dashboards initially populate using system default settings however you can easily customize your preference by selecting the Configure Dashboard button. Once customized the system will default to your settings until you change them.



Customs Entry

HOME TRACKING PO MANAGEMENT REPORTS **DASHBOARDS** OTHER APPS HELP LOGOUT

Configure Dashboard

Open Exceptions by type - US

Exception Type	Percentage
USDA Manifest Hold	64.7%
Customs Manifest Hold	29.4%
Customs Exam Required	5.9%

Entry Volume

YTD Week

Entry Line Volume

YTD Month

Duty

YTD Month

When selecting the configure dashboard button a list of available reports and their current settings will appear. Several customization options are possible and illustrated below.

Change the order of the reports by dragging and dropping the dashboard name.

Dashboard Name	Visibility	Chart Type	Default Chart Options
↕ Open Exceptions by type - US	Show	Pie	N/A
↕ Entry Volume	Show	Line	YTD Month
↕ Duty	Show	Line	YTD Month
↕ Entry Line Volume	Show	Line	YTD Month
↕ Entered Value	Show	Line	YTD Month
↕ MPF	Show	Line	YTD Month
↕ HMF	Show	Line	YTD Month

Choose to show or hide any dashboard report.

Dashboard Name	Visibility	Chart Type	Default Chart Options
↕ Open Exceptions by type - US	Show	Pie	N/A
↕ Entry Volume	Show	Line	YTD Month
↕ Duty	Show	Line	YTD Month
↕ Entry Line Volume	Show	Line	YTD Month
↕ Entered Value	Show	Line	YTD Month
↕ MPF	Show	Line	YTD Month
↕ HMF	Show Hide	Line	YTD Month

Change the reporting periods of each dashboard report.

Dashboard Name	Visibility	Chart Type	Default Chart Options
↕ Open Exceptions by type - US	Show	Pie	N/A
↕ Entry Volume	Show	Line	YTD Month
↕ Duty	Show	Line	YTD Month
↕ Entry Line Volume	Show	Line	YTD Month
↕ Entered Value	Show	Line	YTD Month
↕ MPF	Show	Line	YTD Month
↕ HMF	Show	Line	YTD Month YTD Week YTD Month LY Week LY Month